


# Rural Immigrant Connect & the Pro Bono Attorney

1

## Intake



OneJustice attorney meets with potential client to develop an understanding of their situation and assess whether they might benefit from legal help.

2

## Pro Bono Matching

OneJustice attorney drafts a brief description of the potential client's case and shares it with law firms.



Law firms that have an interest in matching the client with their attorneys run a conflicts check and find an attorney at the firm who wants to take the case.

3


## Pro Bono Attorney Training



Pro bono attorney watches online video trainings on the underlying substantive law, cultural sensitivity, and client interviewing skills from the comfort of their home or office.

4

## First Client Meeting



Pro bono attorneys drive out to the Central Valley (~1.5 hours each way) to meet with their clients for the first time in person.



5

## Agenda for First Client Meeting

Hour 1: Pro bono attorneys get in-person refresher training from expert immigration mentor attorney.

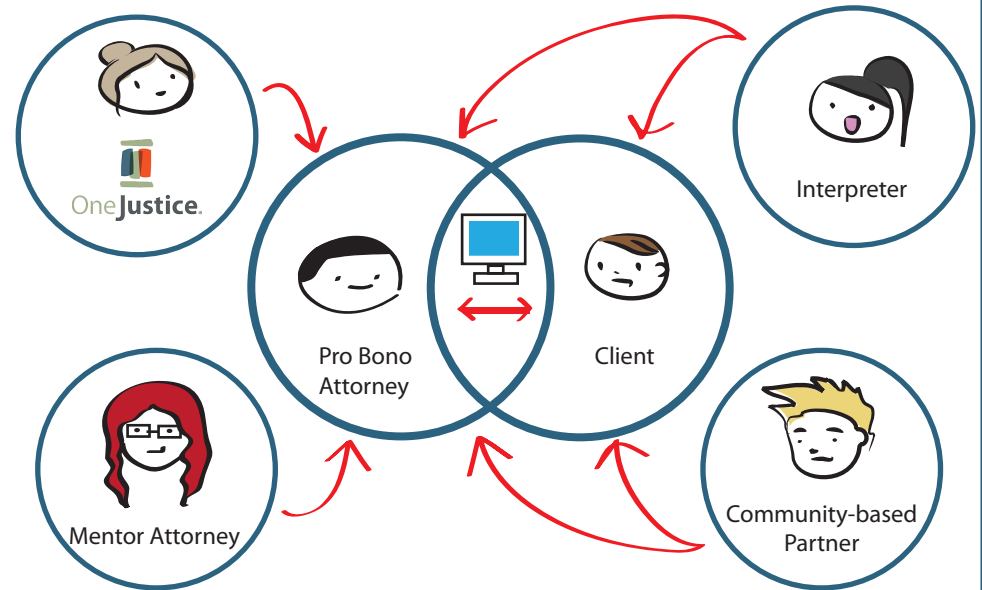
Hour 2: Pro bono attorneys eat lunch while discussing details of their client's case with the mentor attorney.

Hours 3 - 5: Pro bono attorneys meet with their client, sign their law firm's retainer agreement, and start client case work.

6

## Case Representation Using Virtual Technology

The pro bono attorney is the client's attorney of record and is entirely in charge of representation on their client's case. The majority of meetings with the client take place using virtual technology / video conferencing.



Who helps the pro bono attorney and how? The pro bono attorney receives:

- Logistical support from OneJustice
- Substantive advice from the mentor attorney
- Communication help from the interpreter
- Space for their client and access to technology from the community-based partner in the Central Valley